



# Using the RadarServer Configuration for Dedicated Backup Radars instead of Radar One Time or Multiple Requests (OTR/RMR)

Line 29

# General Information on Line 29

A WAN Dedicated connection can be used in active weather situations to connect to a WFO's primary/secondary backup office radars (connects on Line 29)

When using the RadarServer Configuration Dedicated Line 29, products will be requested using an RPS list (primary/secondary backup radar) or by the default RPS list (KXXX) if an backup site's RPS list is unavailable for a specified VCP mode

- Sites can make copies of their current RPS lists and rename them for their primary/backup radars if they do not wish to use the default list
  - Items on the National List should not be duplicated on the local list
- Prior to AWIPS Build 21.4.1 the RPS list is limited to 65 products
- After AWIPS Build 21.4.1 the RPS list expands to 300 products



# Caution Ahead!

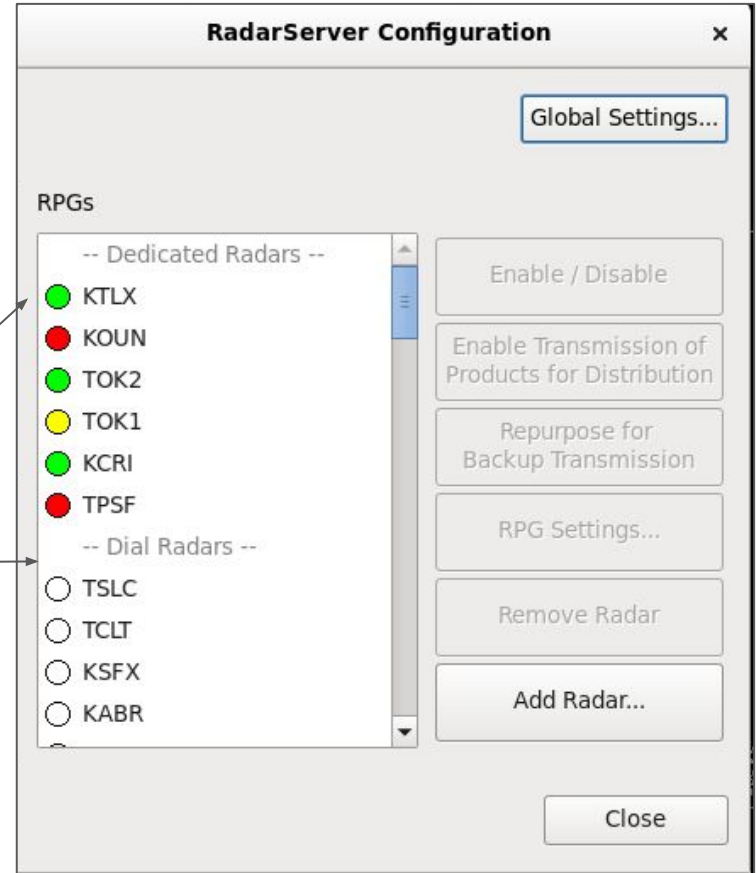
It is possible to disable your own dedicated radar, so please follow the instructions carefully.

# Accessing the RadarServer Configuration on AWIPS

- AWIPS Radar Menu
- RadarServer Configuration

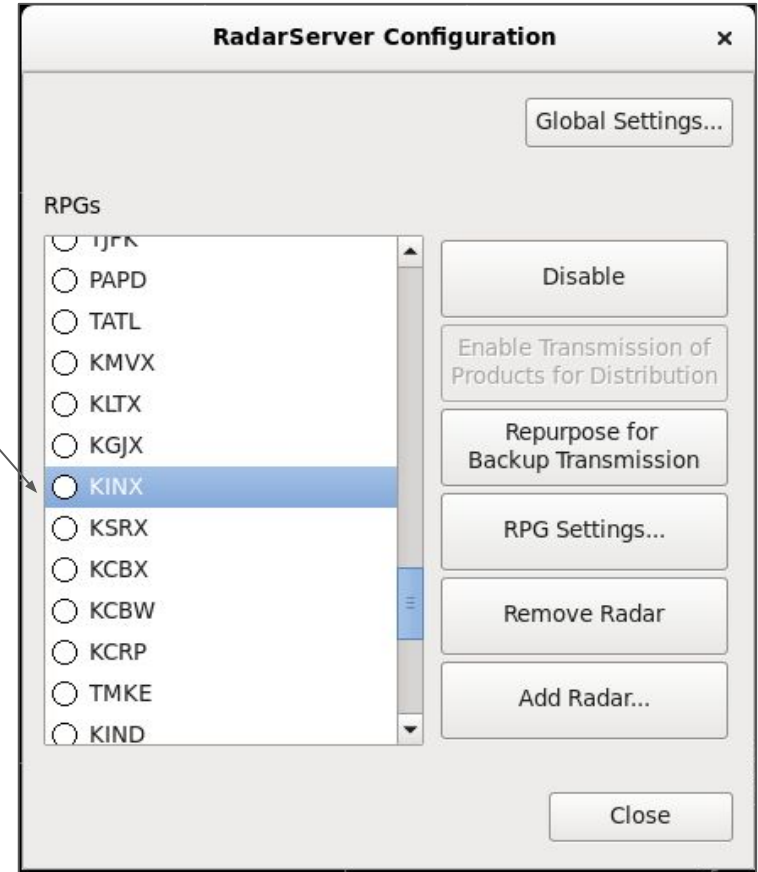
Dedicated Radars

Dial Radars



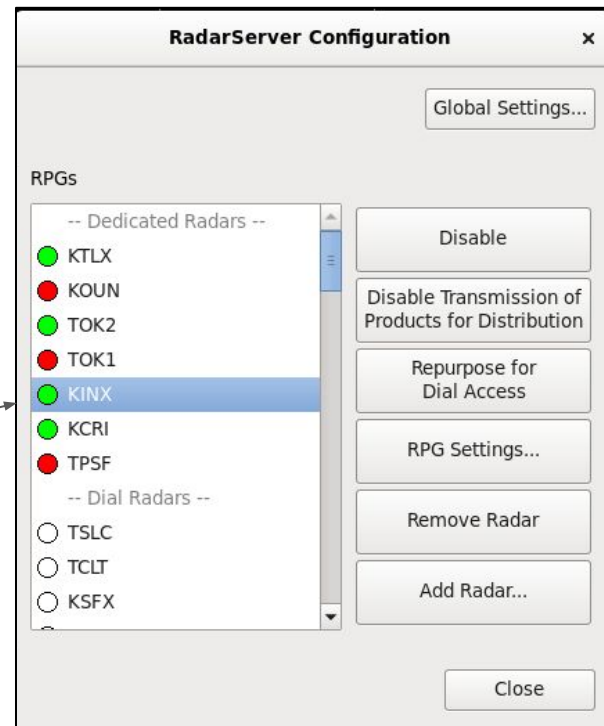
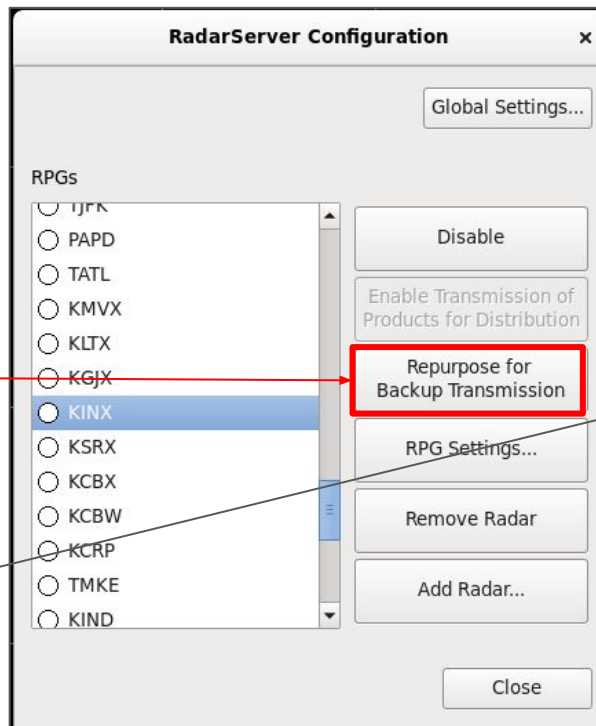
# Select Backup Radar and Repurpose for Dial Access

- From the Dial Radar List, select the desired primary and/or secondary radar(s) that you wish to receive products from
- Note: coordinate with surrounding offices operational needs if another WFO would like access to XXXX radar using Line 29
- Line 29 access is first come, first served and if in use, will be unavailable for additional access
- The WSR SCLXXX product will show which AWIPS is connected



# Repurpose for Backup Transmission

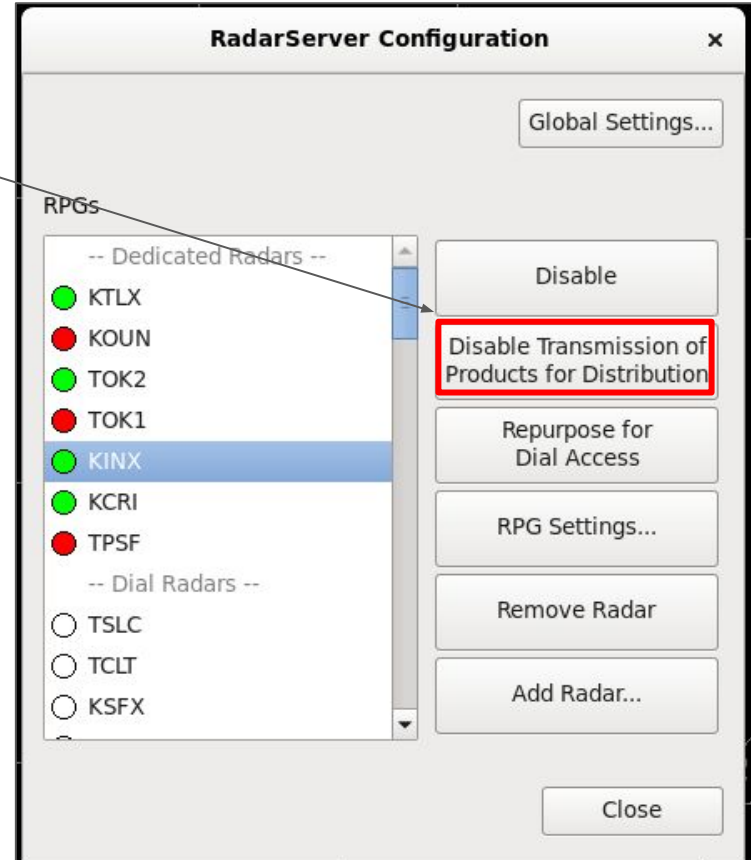
- Once the backup radar is selected/highlighted
- Choose the 'Repurpose for Backup Transmission'
- Note the backup radar site moves up into the Dedicated Radars column



# Disable Transmission of Products for Distribution

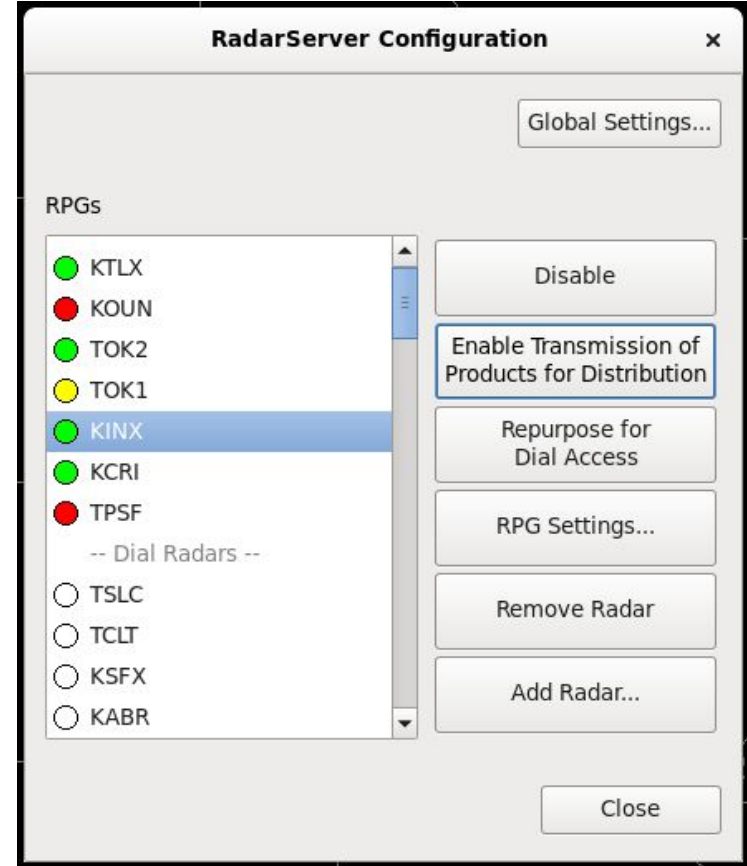
Select the 'Disable Transmission of Products for Distribution' button.

*You must select this button so that duplicate products are not transmitted for the selected radar. You are using the line for active weather vs a true radar backup (in a true radar backup products would need to be sent).*



# Window Updates and the Line is Configured

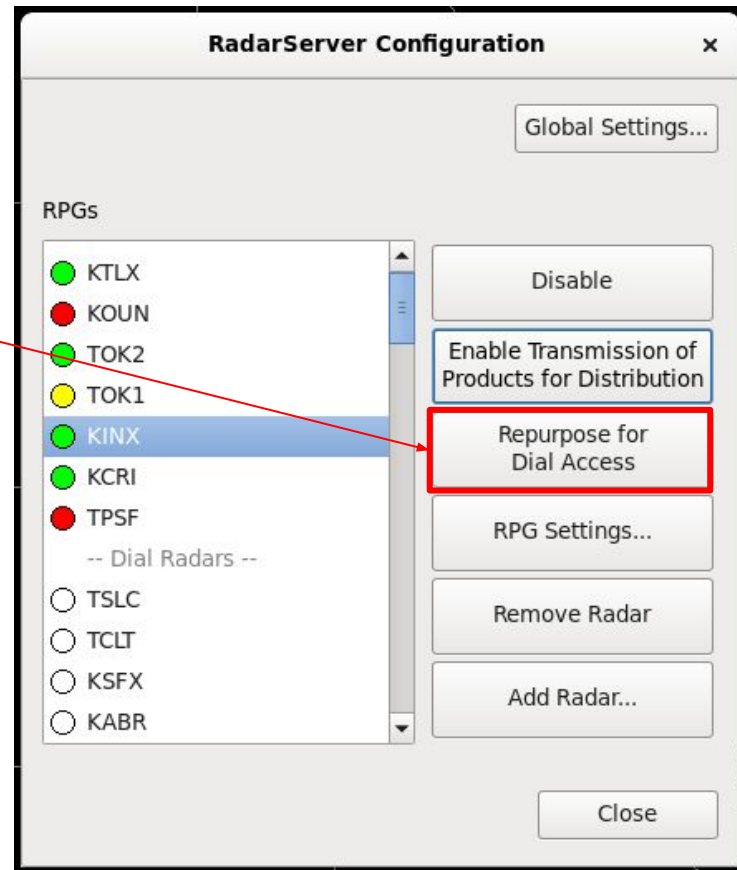
This is what the window should look like when using dedicated line 29 to receive radar products.





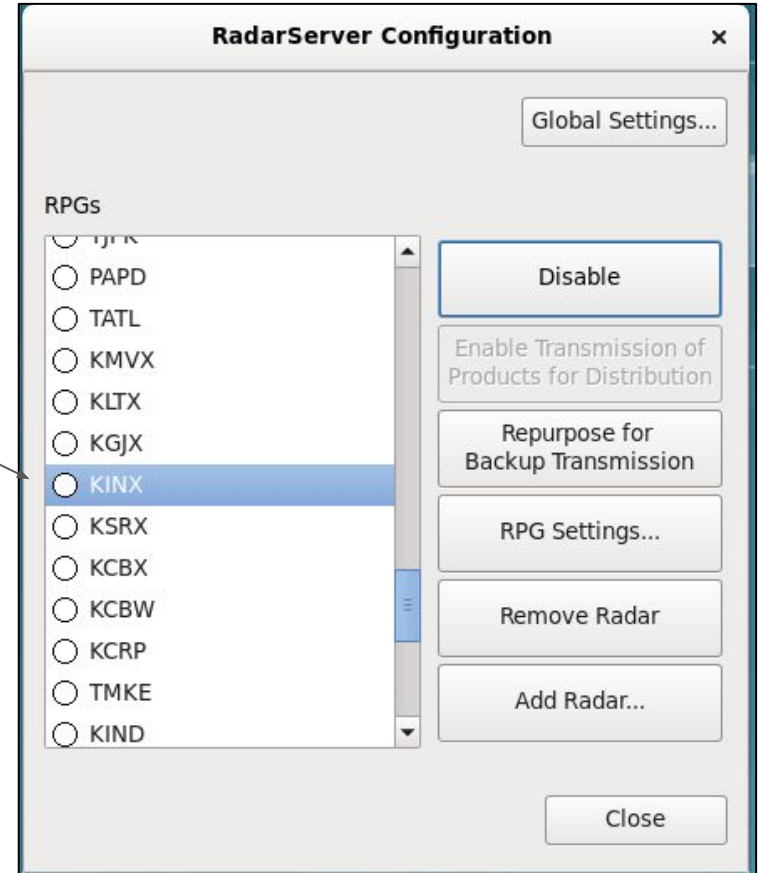
# To End Line 29 Dedicated Backup:

- Select or make sure the radar name is highlighted
- Click on 'Repurpose for Dial Access'



# All done!

The radar moves down to the 'Dial Radars' section and the settings have returned to normal.





# Quick Reference - Obtain Radar Data from Primary/Secondary Backup Site

(using dedicated line 29 for weather events instead of Radar Multiple Request or One Time Requests which use lines 41-44)

*Note: The requested site's RPG and AWIPS WAN must be operational*

To start data transmission:

On AWIPS CAVE session:

- Select '**Radar**'
- Select '**RadarServer Configuration**'

Under RPG's:

- Choose the radar you want data from in the Dial Radars list
- On the right hand side select '**Repurpose for Backup Transmission**'.  
(connection starts)

*The selected radar moves up to the Dedicated Radars list.*

- With the desired radar highlighted, select '**Disable Transmission of Products for Distribution**.'

*This will keep all products obtained via the connection in-house only and the button will change to 'Enable Transmission of Products for Distribution' and the connection is complete.*

To end data transmission:

In the RadarServer Configuration window:

Under RPG's:

- Select the radar from the Dedicated Radars list
- Select the "'**Repurpose for Dial Access**' button on the right side of the window

*The connection closes and the radar moves down to the 'Dial Radars' section of the RPG's box. The settings have returned to normal to allow One Time Requests (OTR) and Radar Multiple Requests (RMR).*

# References

- Email from Juliya Dynina dated 2/2/2023.  
Subject: WSR-88D Build 21 CCR 21-00029 aggregate bandwidth increases
- [AWIPS Manual](#) Section 7.8